



RAYONEX[®]
FOUNDATION

RAYONEX *feedback*

THE MAGAZINE ON **BIORESONANCE ACCORDING TO PAUL SCHMIDT**[®]

Rayonex[®] Foundation – the foundation for
Bioresonance according to Paul Schmidt

Study on chronic inflammatory
bowel diseases

Scientific milestone – successful proof
of the storage of frequencies on water

03
01.2025

Important information: Please note that the information, advice and solutions offered here are based on over 40 years of experience. However, it is important to note that this advice is not a substitute for a consultation with a naturopath or a doctor practising naturopathy. Furthermore, we would like to emphasise here and in the following pages that the conventional medical community has yet to accept or acknowledge the effects of bioenergetic oscillations, despite the existence of a double-blind randomised, placebo-controlled, prospective clinical study.

Editor's note: The editors reserve the right to shorten and adapt the language of incoming texts.

EDITORIAL

'Alone we are strong, together we are unbeatable.'

Hurray, the Rayonex® Foundation is here! After much anticipation and countless requests, the foundation for Bioresonance according to Paul Schmidt, has finally come to fruition. I am honoured to serve on the board and excited to share with you the reasons behind my decision to embrace this remarkable opportunity.



Gudrun Bunkenburg
International Medical Support

Let's start with a little journey through time: I have dedicated over 20 years to exploring Bioresonance according to Paul Schmidt. It all began in a veterinary practice, where I first witnessed the remarkable effects of bioresonance on animals. I admit that I was sceptical at first. The Rayotensor? At first, it seemed more like a futuristic device from a science fiction film. That is, until the unexpected occurred: the animals began to show improvement! Successful treatments have also been achieved in humans, and my initial scepticism swiftly transformed into enthusiasm. The testimonials were so compelling that I realised: this method deserves to be shared with the world!

In my present role at Rayonex Biomedical as the Medical Support and Head of Training, I had the honour of supporting, training and developing the system for many therapists, both nationally and internationally. What could be better than supporting a great system? That's right: making it known worldwide! To achieve this, we need more than just good will, a Rayotensor and a Rayoscan® – we need a strong community, a foundation!

This is where the Rayonex® Foundation steps in: Together with Michio Norose and Dietmar Heimes, I aim to promote the acceptance and use of Bioresonance according to Paul Schmidt, on a global scale. Let's be honest: we all have that friend or colleague who is secretly enthusiastic yet reluctant to admit it – perhaps out of concern for sceptical reactions or the same old remarks about 'bioresonance'.

The Rayonex® Foundation aims to break down these barriers. Further scientific studies are therefore planned to prove the effectiveness of the system. Why go to all this trouble? Because we believe it can genuinely impact the health and well-being of both people and animals! With the commitment of many of the Foundation's supporters, we will be able to carry out major projects that demonstrate the effectiveness of Bioresonance according to Paul Schmidt.

On that note, here's to the Rayonex® Foundation, to many exciting projects and to the positive change we will achieve together. Let's make the world a little bit better - one energetic step at a time!

I look forward to working together with the Rayonex® Foundation to achieve great things.

Kind regards,

A handwritten signature in black ink that reads "G. Bunkenburg". The signature is written in a cursive, flowing style.

CONTENTS

5

Feature Story

The new Rayonex® Foundation

9

Education

International Certification Course

10

News from the scientific community

Asthma and electrosmog

12

Research on Bioresonance according to Paul Schmidt

A scientific milestone – successful demonstration of the storage of frequencies in water

16

Human Medicine

The RAH Compendium Human

18

Paul Schmidt Clinic

Case report



20

Rayonex International

Rayonex Biomedical UK Ltd.

22

Veterinary Medicine

Case report ‘Male dog with recurring skin problems’

24

A wild success

We are looking for: The best pictures of your pet during treatment!

25

Good to know

Post-traumatic stress disorder (PTSD)

Menopause

28

Research into Bioresonance according to Paul Schmidt

Bioresonance according to Paul Schmidt for irritable bowel syndrome

30

Rayonex Innovative

Overview of individualised Mini-Rayonex variants

31

Outlook

Preview of the next issue

THE NEW RAYONEX® FOUNDATION

Securing the future of Bioresonance according to Paul Schmidt

Become a supporter of the Rayonex® Foundation and do your part to secure the future of Bioresonance according to Paul Schmidt for future generations.

For over 40 years, the dedicated team at Rayonex Biomedical, along with passionate users, has been improving the well-being of people and animals around the world through Bioresonance according to Paul Schmidt. When Paul Schmidt first introduced the concepts for his treatment method in 1975, the initial response from those around him was rather muted. Few could have predicted that his method would eventually gain the widespread recognition and application it enjoys today. The fact that Bioresonance according to Paul Schmidt is now practiced in 46 countries is a remarkable achievement, not only for Paul Schmidt and his pioneering ideas but also for everyone who tirelessly works to promote this incredible method and use it to improve the lives of both people and animals.

However, with 46 countries and an ever-expanding distribution network comes a huge responsibility. It is hard to fathom the impact if, for some reason, Bioresonance according to Paul Schmidt were to suddenly vanish. Tens of thousands of therapists worldwide would be left with devices lacking support and future

development. Millions of patients would have to do without the healing properties of Bioresonance according to Paul Schmidt. Future generations would be deprived of an effective and safe system. While such a scenario may seem unthinkable, we have witnessed it happen in the market. Companies with decades of experience in bioresonance have simply vanished. This must not - and cannot - happen with Bioresonance according to Paul Schmidt. As you can see, dear readers of Rayonex feedback, we take this issue very seriously!

In 2023, Rayonex decided to meet the regulatory requirements of the new MDR (Medical Device Regulation) in order to continue offering the Rayocomp PS 1000 polar 4.0 med. and the Rayocomp PS 10 med. as medical devices. Despite thorough preparations, we were not fully aware of the personnel and financial challenges that would come with it. Additionally, the future requirements of the MDR, including the many so-called post-follow-up processes, present a significant challenge for us moving forward. To ensure compliance with the MDR, we must initiate and conduct

a follow-up study on the treatment of chronic pain in the coming years. These gold-standard studies come with costs that can quickly escalate into the seven-figure range in euros. Without these studies, maintaining compliance with the MDR is impossible; and without MDR compliance, there can be no medical devices. Without medical devices, we lose the opportunity to transform the healthcare landscape both nationally and internationally.

The future must focus on addressing and supporting new medical fields through Bioresonance according to Paul Schmidt. This includes areas such as autism, where Bioresonance according to Paul Schmidt has demonstrated remarkable benefits in numerous cases. Intensive work in this and many other areas is essential for establishing effective applications. Let's be honest: tackling such monumental tasks alone is impossible. Ensuring sustainability, maintaining MDR compliance, initiating new studies, and exploring new areas of application - these four objectives alone require a strong community to not only envision our goals but to achieve them.

THE BIRTH OF THE RAYONEX® FOUNDATION

Confronting these challenges ultimately inspired the creation of the Rayonex® Foundation. We envisioned a foundation dedicated to supporting and promoting all these vital topics. Traditionally, foundations are associated with positive attributes such as being helpful, objective, impartial, enduring, informative, and trustworthy. These are precisely the qualities we aspire for the Rayonex® Foundation to embody.

THE RECOGNITION PROCESS

When the idea for the Rayonex® Foundation was conceived in early 2023, work commenced shortly thereafter on the structure of the foundation's articles of as-

sociation, which will align with the foundation register set to be available for the first time in 2026. We would like to take this opportunity to thank the lawyers Klinkner - himself enthusiastic user of Bioresonance according to Paul Schmidt - and Rättsch for their patient implementation of all our objectives. Since a foundation's articles of association must be approved by the foundation authority of the respective district government, the time frame for completing this recognition process is often uncertain. Fortunately, we encountered very cooperative and helpful foundation officials who quickly recognised the final articles of association of the Rayonex® Foundation. The Rayonex® Foundation was officially recognised as a foundation on 22/07/2024.



THE BOARD OF THE RAYONEX® FOUNDATION

Naturally, the Rayonex® Foundation requires individuals who are willing and able to leverage their expertise to lead the organisation and coordinate its activities. The new board of the Rayonex® Foundation includes Dietmar Heimes, who has been developing Bioresonance according to Paul Schmidt for over 30 years; Gudrun Bunkenburg, who has been responsible for training and medical support on bioresonance for 15 years; and Michio Norose, who has utilised Bioresonance according to Paul Schmidt internationally for over 30 years and serves as an ambassador for this method.

THE RAYONEX® FOUNDATION LOGO

The Rayonex® Foundation has also been given its own logo, which is incorporated into the new brand design for Bioresonance according to Paul Schmidt.



FINANCIAL STRUCTURE OF THE RAYONEX® FOUNDATION

The articles of association state that Rayonex Biomedical must provide the Rayonex® Foundation with an endowment of €100,000. This money is untouchable and is intended to secure the future of the Rayonex® Foundation. The Foundation primarily obtains the financial resources necessary to achieve its objectives from the following sources:

✓ Annual contributions from supporters amounting to €63,87 net+VAT per year.

Since the foundation is not an association, it cannot have members; however, it can have supporters who contribute to the Rayonex® Foundation with an annual fee of €63,87 net+VAT. Higher contributions are also welcome. In memory of Paul Schmidt, this amount is traditionally paid on his birthday, 31 October, each year.

✓ Assigned commissions from German and Austrian users to the Rayonex® Foundation

The new Rayonex Biomedical Partner Programme provides an opportunity for commissions from product referrals to be directed to the Rayonex® Foundation instead of the individual making the referral. Thank you very much in advance for your support!

✓ Funds from book sales or, for example, paid seminars

In the future, the Rayonex® Foundation will be responsible for all literature and educational events. The resulting revenues also go to the Rayonex® Foundation.

EFFICIENT USE OF FOUNDATION FUNDS

The new board of the Rayonex® Foundation held a policy discussion to determine the most effective way to allocate funds to projects. Many of us have experienced the uncertainty of donating to a good cause, only to wonder how much of our contribution actually reaches the organisation and how much is lost to administrative costs. To avoid this, Rayonex Biomedical has generously agreed to handle all administrative tasks, including managing book sales, training, IT processing, and providing office space free of charge. This ensures that the maximum amount of revenue is dedicated directly to advancing the objectives of the Rayonex® Foundation, rather than being spent on overhead.

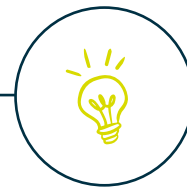
By taking on the administrative tasks, Rayonex Biomedical is making a significant contribution toward ensuring that the Rayonex® Foundation can achieve as many of its objectives as possible.

OUR REQUEST:

Become a supporter!

The Rayonex® Foundation is designed to be a large national and international initiative, with the goal of spreading its financial support across many contributors. We kindly ask you to become a supporter of the Rayonex® Foundation and contribute with an annual donation of €63,87 net+VAT.

To ensure that you not only feel good about supporting the Rayonex® Foundation but also enjoy immediate personal benefits, as a supporter you will receive the following advantages:



AN OVERVIEW OF ALL THE BENEFITS

- ✓ In the future, only supporters will receive the printed version of Rayonex feedback by mail, which they can display in their practice for instance. Beginning with the next issue, non-supporters will only have access to Rayonex feedback as a downloadable PDF from the website.
- ✓ As a supporter, you will receive discounts on fee-based training and further education courses, including online certification, training to become a certified bioresonance therapist, and the International Certification Courses in Lenestadt.
- ✓ Participation in special campaigns
- ✓ Participation possibility in case
- ✓ Certificate

As you can see, there are many ways to support the Rayonex® Foundation. Becoming a supporter is easy: simply write to us at support@rayonex.de and we will be happy to assist you!

We look forward to embarking on a new chapter in Bioresonance according to Paul Schmidt with you. Together, as a strong community, we can meet the challenges ahead and ensure that future generations have access to Bioresonance according to Paul Schmidt.

We thank you in advance for your support!

The board of the Rayonex® Foundation – Dietmar Heimes, Gudrun Bunkenburg, and Michio Norose

International Certification Course

in the Sauerland Pyramids in Lennestadt

What awaits you:

- ✓ fascinating lectures on modern Bioresonance according to Paul Schmidt
- ✓ extensive and educational training on the Rayocomp bioresonance devices
- ✓ visit of the Sauerland Pyramids and the Manufactory
- ✓ exclusive insights into the well-known Paul Schmidt Clinic
- ✓ presentation of impressive case reports about the integration and combination of Bioresonance according to Paul Schmidt and conventional medicine
- ✓ special certificate
- ✓ exclusive gift

What we require:

- ✓ general interest in Bioresonance according to Paul Schmidt
- ✓ successful completion of the Online-Training-Course

Pricing per person:

€ 1,200 single room (€ 1,100 for Supporters)
€ 1,000 double room (€ 900 for Supporters)

both include:

- ✓ 4 overnight stays, incl. breakfast
- ✓ lunch
- ✓ transportation, incl. airport transfer
- ✓ special dinner on Thursday

Dates:

31.03.2025 – 04.04.2025
19.05.2025 – 23.05.2025
23.06.2025 – 27.06.2025
22.09.2025 – 26.09.2025



For more information and for registration please contact us on support@rayonex.de.

We look forward to welcoming you in the Sauerland soon!

ASTHMA AND ELECTROSMOG

The invisible danger to our health



Bioresonance according to Paul Schmidt: Ways to energetically harmonise the harmful effects of electrosmog

The study by De-Kun Li, Hong Chen, and Roxana Odouli suggests a potential link between increased exposure to electrosmog and a heightened risk of asthma in children. Bioresonance according to Paul Schmidt

offers solutions for the energetic harmonisation of such electromagnetic pollution. Environmental pollutants affect our health, encompassing not only emissions from vehicles and industry but also exposure to electromagnetic fields, commonly referred to as electrosmog. The research conducted by De-Kun Li, Hong Chen, and Roxana Odouli underscores the significance of electromagnetic fields in relation to asthma. ¹

The prevalence of asthma in children has increased in many industrialised countries. Researchers investigated a potential link between this increase and heightened exposure to electromagnetic fields from sources such as power lines, electrical appliances, and cordless phones. Previous surveys in the United States indicate that 13 percent of individuals under the age of 18 suffer from asthma, a condition that may be associated with increased exposure. The study, which analysed data from 626 mother-child pairs, found that mothers whose children later developed asthma by the age of 13 had been exposed to higher levels of electromagnetic fields during pregnancy. The results revealed a dose-dependent relationship: for every 1 milligauss of electrosmog, the children's risk of developing asthma increased by 15 percent. Children of mothers with the highest exposure had a 3.5 times higher risk of developing asthma. While the risk at intermediate levels of exposure tended to increase by 74 percent, this association was not statistically significant. It remains unclear whether electromagnetic fields directly affect the immune system in the foetus or indirectly raise the risk of asthma by increasing exposure to allergens and environmental chemicals.²


On a related note: an analysis conducted in the late 1990s involving data from 969 pregnant women found a correlation between higher exposure to electromagnetic fields and an increased rate of miscarriages.³

HOW BIORESONANCE ACCORDING TO PAUL SCHMIDT ADDRESSES THIS

Experts in Bioresonance according to Paul Schmidt have observed that the frequency spectra of electromagnetic fields can destabilise our organism. Since we cannot - and do not wish to - escape these influences, as we value the benefits of technological progress, Bioresonance according to Paul Schmidt has proactively sought solutions from the very beginning. This led to the development of a technology designed to help harmonise such stresses. Biofield formers, such as the Duplex biofield former with extensions like the E-Smog-Rayonator and the HF-Rayonator, contain a resonance system that is precisely tuned to the frequency spectra of the interference fields and emits the fundamental frequency values in a bipolar pattern.

(Text: Michael Petersen)

¹ Study links electrosmog to asthma risk. URL: <https://www.aerzteblatt.de/nachrichten/46836/Studie-sieht-Elektrosmog-als-Asthmarisiko> (as of: 18/03/2024). | ² De-Kun Li, Hong Chen, Roxana Odouli: Maternal exposure to magnetic fields during pregnancy in relation to the risk of asthma in offspring. In: Archives of Pediatrics and Adolescent Medicine 165/10 (2011). Pages 945-950. URL: <https://pubmed.ncbi.nlm.nih.gov/21810627/> (as of: 18/03/2024). | ³ De-Kun Li, Roxana Odouli, Soora Wi, Teresa Janevic, Ira Golditch, T Dan Bracken, Russell Senior, Richard Rankin, Richard Iriye: A population-based prospective cohort study of personal exposure to magnetic fields during pregnancy and the risk of miscarriage. In: Epidemiology 13/1 (2002). Pages 9-20. URL: <https://pubmed.ncbi.nlm.nih.gov/11805581/> (as of: 18/03/2024).





Rayo[®]-Aqua



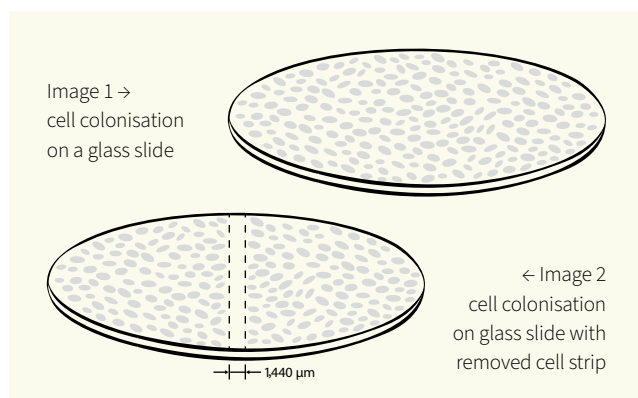
SCIENTIFIC MILESTONE

Scientific milestone – successful demonstration of the storage of frequencies in water.



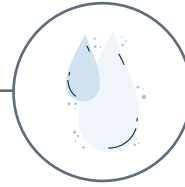
In the first edition of Rayonex feedback, we reported on research related to the dipole antenna system of Bioresonance according to Paul Schmidt, which is part of an ongoing doctoral thesis. This research has provided both mathematical and physical evidence demonstrating that the dipole antennas in these Bioresonance devices according to Paul Schmidt can emit specific frequencies. Extensive cell biological studies have successfully validated these theoretical considerations through practical applications. The conducted cell biological studies have proven to be a highly effective means of demonstrating the impact of the frequencies emitted by the dipole antennas in a significant and consistently reproducible manner.

So, how exactly does the cell biological study work in this context? First, cells from a specific cell line - in this case, connective tissue fibroblasts - are cultured on a glass slide until they form a closed cell layer. A strip measuring exactly 1,440 μm (1.440 mm) wide is then removed from the closed cell layer. The following image illustrates this process.



This process simulates a wound within the cell layer. The fundamental principle of the cell biology studies is that results are obtained by comparing two cell cultures. Consequently, two identical cell cultures are prepared simultaneously, and the cell strip is removed from both. This results in two identical cell cultures on separate glass slides, each with the cell strips removed. One slide is then exposed to the influence being studied, while the other is not. To ensure that the influence affects only one of the cell layers, the glass slides are placed in two different incubators, several meters apart. Both cell surfaces are supplied with culture medium under identical environmental conditions in the incubators, ensuring that the cells receive adequate 'nourishment' throughout the approximately two-day testing phase.

For the thesis, one glass slide was placed on a Mini-Rayonex while the other was not. The results provided reproducible evidence that the Mini-Rayonex significantly enhanced cell regeneration, as demonstrated by faster wound closure. Since the cell biological studies eliminate any placebo effect, the findings hold considerable scientific value and are therefore also used in the development of pharmaceutical products.



**AS A RESULT,
THE FOLLOWING CAN BE STATED:**

.....

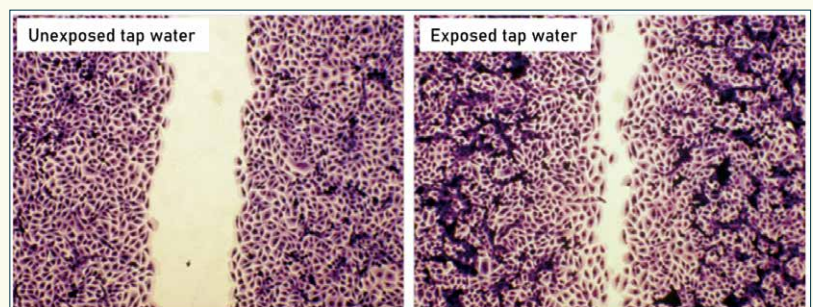
- ✓ The Mini-Rayonex and its integrated dipole antenna system emit frequencies.
- ✓ Water can store the frequencies emitted by a Mini-Rayonex if you bring the water close to the Mini-Rayonex, for example by placing it on top of the Mini-Rayonex.
- ✓ Water energised with a Mini-Rayonex can release the stored frequencies to cells and thereby stimulate them.
- ✓ Water energised with a Mini-Rayonex leads to significant improvements in cell regeneration in cell biological studies.

How can we use cell biological studies to scientifically explore the subject of water energisation, specifically the storage of frequencies in water? Historically, the crystallisation behaviour of water during freezing has often been cited as evidence, drawing on the research of Masaru Emoto (see also 'Bioresonance according to Paul Schmidt' by Dietmar Heimes, pages 99 and onward). However, this alone has never been sufficient for scientific proof and often comes across as unscientific.

For this reason, Rayonex has been exploring methods to demonstrate water energisation through cell biology studies.

The idea was as follows: Regular tap water is filled into two sterilised glass ampoules. One ampoule is then positioned on the Mini-Rayonex for 100 minutes, while the other remains untreated. If this water is then added to the control medium, there should be a detectable effect in the cell biological study – assuming the water can actually store the frequencies – as the frequencies of the Mini-Rayonex itself can directly produce such effects. Specifically, 75% culture medium was mixed with 25% energised or non-energised water and fed to the cells in the different incubators.

The results are remarkable: The culture medium containing water energised by the Mini-Rayonex exhibited significantly faster cell regeneration (as shown in the right image) compared to the medium with non-energised water. Specifically, after just 12 hours, the cell-free area was reduced by 48% compared to the control area with untreated water. The adjacent image illustrates these findings.



Cell regeneration with **non**-energised water.

Cell regeneration with energised water from a Mini-Rayonex.

Discussions on how these results could benefit both humans and animals ultimately led to the development of an entirely new product line called Rayo®-Aqua. Initially, a wooden box was designed to accommodate any Mini-Rayonex, such as the Mini-Rayonex 5G. A glass, bottle, or carafe of water can then be placed on top for energisation. This product is perfect for anyone who already owns a Mini-Rayonex.

Secondly, we developed the Rayo®-Aqua basic, a base specifically designed for water carafes. This base incorporates a dipole antenna system for direct water energisation and fits seamlessly with the WMF® glass carafe, which is also available. The Rayo®-Aqua basic is offered in both white and black. The image below shows a black Rayo®-Aqua Complete with the matching carafe.



Rayo®-Aqua Complete | Black,
with WMF® glass carafe
Art. no. 80013

Rayo®-Aqua for Mini-Rayonex | Made from solid ash | Art. no. 80000

Rayo®-Aqua basic | White | Art. no. 80010

Rayo®-Aqua basic | Black | Art. no. 80011

Rayo®-Aqua Complete | White, with WMF® glass carafe | Art. no. 80012

Rayo®-Aqua Complete | Black, with WMF® glass carafe | Art. no. 80013

WMF® glass carafe | for Rayo®-Aqua | Art. no. 80015

From our perspective, research on water energisation is firmly grounded in scientific principles. We will continue our research and provide updates here at Rayonex feedback. (Text: Dietmar Heimes)

The new products will be available soon.

THE RAH COMPENDIUM HUMAN

Updated and completely revised German edition



We are excited to present our updated and thoroughly revised compendium for the RAH in the field of human applications. The Rayonex Analysis and Harmonisation System (RAH) is an open system that is continually evolving. Therapy programs proven effective in practice are submitted by therapists, rigorously tested, evaluated, and subsequently incorporated into the compendium.

We are especially pleased to announce that the effectiveness of our Compact Programs can now be validated by scientific studies: For example, the Compact Program 47.70 Irritable bowel syndrome (IBS) was recently used successfully in a study at a university hospital in Italy. Read more about this study on page 28. Likewise, the successful FAGA study (Female Androgenetic Alopecia) in Japan led to the development of the new Compact Program RAH 63.90 Androgenetic alopecia (females), which was used in the study and is now available to all users. We will provide further updates on this promising evidence of efficacy soon.

Isn't this a remarkable way to demonstrate the effectiveness of our Compact Programs and the application of Bioresonance according to Paul Schmidt? In this new edition of the RAH Compendium, we not only increased the number of program groups but also introduced entirely new ones. This expansion opens a wide array of applications for both therapists and users. Furthermore, we have updated the entire compendium to align with the latest scientific findings and standards, including a thorough spelling revision.

Explore the extensive innovations and enhancements featured in this compendium. The following page provides a detailed summary of these expansions.

(Text: Gudrun Bunkenburg)

Note: This information initially applies to the German RAH Compendium for human applications. An English translation is currently in progress, and we will provide more information as soon as it becomes available.

1. RAH programs

- ▶ 720 new RAH programs
- ▶ Program changes in the RAH programs

OLD	NEW
04.21 Mobile phones and 04.22 UMTS	04.21 Mobile phones / UMTS
04.22 UMTS	04.22 5G
27.91 Tryptophan	10.17 L-Tryptophan
09.68 Enzyme, homocysteine	10.43 L-Homocysteine
23.32 H5N1 and 23.34 A/H5N1	23.32 H5N1

- ▶ **RAH programs that has been removed**
07.94 Aethsyna Phyto ECM | 23.34 A/H5N1
- ▶ **RAH program name change**
04.30 Radiation, protection → 04.30 Radiation

2. Organ-related meridian and pathogen tables updated

3. Information on bacteria, viruses, parasites and fungi updated

4. Cause-oriented system therapy has been updated in the RAH

- ▶ **Addition of new RAH programs**
70.69 Cell regeneration
70.70 R-Cervical Spine Syndrome
70.71 Coronavirus infection

5. New: Information on the Test Protocol by Dr Harald Blomberg

6. The analysis support provided by Test Protocols has been updated.

- ▶ **New: 64 Test Protocols in total**
The new Test Protocols are
07.00 Vital substances complete | 43.52 Coronavirus infections / Long-COVID syndrome |
72.20 Autism Spectrum Disorder (ASD)

7. RAH Compact Programs

- ▶ The new RAH Compact Programs

Energetics

- 01.10 Energy charging | 01.40 Chakras complete
→ chapter 18.1

Cell and tissue

- 31.50 Detoxification, basic program → chapter 18.2

Respiratory tract

- 43.52 Coronavirus infections /
Long-COVID syndrome → chapter 18.7

Digestive system

- 47.65 Diverticulitis | 47.85 Flatulence |
47.86 Constipation → chapter 18.9

Metabolism

- 75.15 Weight reduction → chapter 18.11

Musculoskeletal system

- 53.55 Polymyalgia rheumatica |
53.61 Bursa injury | 71.60 Pain syndrome
cervical spine → chapter 18.12

Nervous system

- 55.56 Cluster headache (Bing-Horton syndrome)
→ chapter 18.13

Skin / hair

- 63.25 Sunburn | 63.90 Androgenetic alopecia
(females) → chapter 18.16

Endocrine system

- 65.55 Hypomenorrhea → chapter 18.17

Psyche

- 75.10 Stress reduction → chapter 18.20

8. New: Test Protocols for childhood diseases

- ▶ Non-specific Test Protocol for the route of infection of respiratory and smear infection for the diseases diphtheria, whooping cough, measles, mumps, RSV infection, fifth disease, rubella, and scarlet fever. The specific programs for each disease follow this section.
- ▶ In the case of chickenpox and hand-foot-and-mouth disease, the route of infection through the skin is also taken into account with the respective programs.

9. The C-Module has been updated

PAUL SCHMIDT CLINIC CASE REPORT

Rotatory and swaying vertigo, alternating joint pain, and panic attacks

FEMALE, 23 YEARS OLD

The patient complained of dizziness and vertigo and fluctuating joint pain. She reports panic attacks associated with dizziness, but also in enclosed spaces and larger groups to which she is not accustomed. She reports constant physical and mental exhaustion, difficulty concentrating, difficulty organising her daily life and that her legs feel like 'rubber'. Even short and light exertion leaves her completely out of breath and powerless. The complaints occurred after a coronavirus infection in October 2021.

In her medical history, the patient reports psoriasis and a pollen allergy. She is not taking any medication.

IN THE DETAILED SCAN OF 'BLOOD PHYSIOLOGY', WE FOUND THE FOLLOWING ANORMALITIES:

Blood: Coagulation factors, phagocytes, T helper cells, stem cells, anaemia

Organs: Pancreas, liver

Enzymes: Bromelain, superoxide dismutase

Metabolism: Streptococci, Candida albicans, E. coli, CMV, EBV, Borrelia, Pneumocystis carinii, Stigeoclonium, Trichomonas, various blood parasites, Proteus mirabilis, Staphylococcus aureus, HTV1

Pollution: PCP, molluscicide, gold

Deficiency: A general vitamin deficiency, vitamin B9, vitamin B7, calcium

WHAT INTERPRETATION DOES THE DETAILED SCAN ALLOW?

THE FOLLOWING VALUES WERE FOUND TO BE LEADING IN THE RAYOSCAN® CHECK-UP:

Blood physiology 100 %

Immune system 80 %

Psyche 70 %

Digestive system 50 %



In this case, we selected the category 'Blood physiology' for the Detailed Scan.

Immune system:

There is a high pathogen load across all pathogen groups. This indicates a significant immune deficiency, usually due to a disorder of the cellular immune system (T helper cells and stem cells). Maintaining homeostasis requires increased expenditure of energy and resources, exacerbating the patient's fatigue syndrome. The pollen season is another source of stress, leading to vitamin and calcium deficiencies. The cell damage caused by coronaviruses is well known - in-

ected cells die, but so do uninfected cells that encounter spike proteins. These can become dysfunctional through induced giant cell formation (syncytia), die and clump together to promote inflammation, similar to herpes and measles viruses. Furthermore, coupling to the DNA sensor Rad50 in the cell nucleus and the resulting interaction with CARD9 triggers inflammatory cascades with production of interleukin-1 β .

Blood:

A coagulation disorder is found in the blood, probably due to endotheliitis with subsequent activation of the intrinsic coagulation system with a tendency to thrombosis and disseminated intravascular coagulation.

The tendency towards anaemia, the immune deficiency, the increased levels of inflammatory mediators and oxygen radicals, and the mediator deficiency are the result of the previous viral infection. The body is unable to restore homeostasis due to the severity of the deficiency and the lack of nutrients. The patient experiences dizziness due to this circulatory impairment, combined with panic triggered by peripheral oxygen deficiency, particularly during physical exertion. The vascular changes often occur in the terminal vessels and, of course, also affect the arterioles and capillaries in the muscular, alveolar and cerebral circulations, which corresponds to the patient's complaints.

Joints:

We also found microcirculation disorders and an accumulation of inflammatory mediators in the synovial fluid of the joints.

Organs:

The patient's liver is under a great deal of stress due to increased detoxification. This results in a disorder of bile secretion with subsequent disruption of fat digestion and stress on the pancreas. As a result, vital substances can only be partially absorbed.

The patient's therapy program can now be tailored using the available information. The integrated device program recommends harmonisation, which can be followed as is or further customised and supplemented as needed.

We used the following programs from the RAH Human:

00.00 Analysis preparation | 01.00 Vitalisation complete | 02.14/02.00 Spleen meridian/Acupuncture meridians complete | 34.00 Immune system, physiology complete | 32.00 Blood, physiology complete | 33.20/33.22 Anaemia due to impaired erythrocyte formation complete/Aplastic anaemia | 32.40/32.45 Blood coagulation system complete/Coagulation factor V | 31.50 Detoxification, basic program

We also selected:

34.00 Immune system, physiology complete | 37.40 Thymus gland strengthening the organ function | 35.13 Phagocytosis | 32.01 Stem cells complete | 32.20 Leukocytes complete | 70.48 Disease of the blood system | 70.58 Intensive detoxification program

In addition to:

Nutritional supplements: Rayoflora[®], Rayovita[®]
Drug therapy: Ubiquinol/Q10, Wobenzym[®], phytotherapeutic liver support e.g. with silymarin
Additional therapies: Oxygen therapy | Infusion: amino acids, iron, trace elements, vitamins

The patient was given a Rayocomp PS 10 with a Green-Card for home therapy and was able to perform the treatment at home every other night. The patient presented to us every three weeks for bioresonance therapy and scan checks. She received her infusion therapy and oxygen therapy on these dates.

After about four months of therapy, the patient was symptom-free. (Text: Kerstin Peuschel)

RAYONEX BIOMEDICAL UK LTD – OUR DISTRIBUTOR IN THE UNITED KINGDOM

The distribution of the United Kingdom has a long history, let us have a look at its latest developments.



In 2018 Thomas Warrior was given the opportunity to become Rayonex Biomedical's exclusive distributor in the UK. He is a certified practitioner in Bioresonance according to Paul Schmidt (BaPS), an international trainer and bioresonance consultant with the Paul Schmidt Academy, providing BaPS training and practitioner support, both in the UK and abroad.

Thomas bioresonance journey already began in the 1980's when a little German booklet called 'Symphonie der Lebenskräfte' (Symphony of the Life Force) by Paul Schmidt fell into his hands during his naturopathy studies. The booklet explains all the principles of bioresonance that underpin the modern application of BaPS. Thomas: 'I was fascinated by and deeply resonated with the content of the little booklet as it confirmed and furthered my understanding of bioresonance, providing me with an early insight into what we now call Quantum Mechanics.'

In 2011 Thomas was again introduced to Rayonex and BaPS during an international conference and in the same year, Thomas started Findhorn Holistic Health Clinic with a focus on BaPS in the north-east of Scotland.

Fast forward to October 2023, Rayonex Biomedical UK (RBUK) has entered a new chapter relocating their operations to Perthshire in Scotland. Thomas: 'I am very excited about this new chapter, we have recruited a

new admin team, and are transforming, innovating, and automating much of the operations in the company, moving the company's operations to a completely new level.'



The RBUK team – from left to right: Jacquie Jones, Thomas Warrior, Mike Watson, Beth Sullivan, Sadie Scott, Paul Scott, Karolina Cebera

FUTURE FOCUS

RBUK had some major developments in 2024 and has some exciting plans for 2025 and beyond: Our new premises in Perthshire give us the space for growing our team and we can now provide small group training sessions in-house. Our first five months have been focused on understanding the old systems that were in place, identifying what works and what needs updating. Having the opportunity to speak with our customers and practitioners has really helped put our strategy in place for the next 24 months.

In February we launched our new website. This will form the core of our business and will be the foundation we can continue to build upon. The next steps will be transitioning our rental service to the website as well as developing a practitioner portal.

Rentals are a brilliant opportunity for both our practitioners and their clients. It is a very time-and cost-efficient possibility for clients to receive treatment at home!

PRACTITIONERS

Our UK practitioners are at the heart of RBUK. There is a wealth of experience amongst them. Figuring out how we can support them, provide additional training and help share their experiences so that we all can pass that onto our clients is of paramount importance to us. Thomas regularly runs courses throughout the year, giving not only participants in the UK the opportunity to become certified practitioners but we also host many international students, who join us from all over the world.



From left to right: Thomas Warrior, Beth Sullivan, Hellen Simmons, Angela Johnson, Jo Hayton, Mireille Baldwin, Mike Watson, Justine Hulton, Sadie Scott

For the first time, we hosted a small group here in Perthshire in January, where five new practitioners were certified. Then in April we hosted our successful international 5-day training course in London with a further eight newly certified practitioners. Following our 5-day training course, we also offered a 2-day Building Biology Foundation Course.



Thomas Warrior with graduates of the international 5-day certification course, London in April 2024

There is also the free Online-Training-Course which was developed by Rayonex Biomedical in Germany and especially Mrs Gudrun Bunkenburg (international medical support). A brilliant introduction to BaPS for both practitioners and our home users and the perfect foundation for further in person training.

We will be putting together further opportunities for practical workshops including more 2- and 3-day courses.

EARLY 2025

We will be further expanding our website to include articles and focus on practical tips for getting the most out of our devices and products. Rayonex Biomedical in Germany offers a comprehensive and complete solution as well as a knowledge base on this, which is also easily accessible on our website and will help both our practitioners and their clients.

The team here in the UK is very excited about this next chapter.

Wishing you a world of resonance, your RBUK team!

(Text: Thomas Warrior)

CASE REPORT



Male dog with recurring skin problems

Dr Emil, an uncastrated male Olde English bulldog, was first introduced to me in March 2023. The dog was born in April 2018 and had suffered from recurring skin problems since he was two years old, mostly during the summer months. During the initial examination, the blue and white colour of his fur, rather unusual for a large bulldog, stood out. The skin problems usually started in March with slight itching, ear infections and conjunctivitis. Over the spring and summer months, the situation became almost unbearable for the dog and his owner. Despite regular medication, including Apoquel® and Cytopoint®, Dr Emil experienced episodes of urticaria all over his body, interdigital eczema and alternating hot spots. The owner bought the dog a thin, long-legged jacket. The dog was not allowed outside in the summer without this protection.



al allergy test, Dr Emil reacted to pollen, house dust and some types of meat and fish. After the Rayoscan®, Dr Emil was treated with the therapy programs suggested by the Rayocomp PS 1000 polar 4.0. Based on the detailed Test Protocol, the owner received a summary of the Rayoscan® results as well as a therapy recommendation with tips for detoxification and supplementation.

Dr Emil then came twice a week for bioresonance therapy, which started with allergy desensitisation using Bioresonance according to Paul Schmidt (BaPS). The pollen collection ampoules from the Global Test Set were placed in the Protection Cup, along with a recent allergen sample on an adhesive stripe, which the owner brought in on a weekly basis. After BaPS allergy desensitisation, he was treated with the RAH VET 98.20 Allergy complete Compact Program. The house dust that had been brought in, the house dust mite ampoule from the VET Test Set and an antihistamine were placed in the Protection Cup. The owner also received energised globuli for Dr Emil as an additional therapy. After two weeks, we noticed a significant improvement, and the Rayotensor quickly began to rotate during the BaPS allergy desensitisation. We then decided to switch to weekly therapy sessions. After another two weeks, Dr Emil's

visits were scheduled every two weeks and then only as needed, such as in cases of skin redness or conjunctivitis. Dr Emil remained symptom-free throughout the summer of 2023 with irregular Bioresonance therapy according to Paul Schmidt and was finally able to go outside without a jacket.

In May 2024, I received a phone call that Dr Emil's condition had deteriorated. On initial examination, the abdomen and inner thighs were found to be very sensitive to touch, with immediate and intense itching. This was accompanied by conjunctivitis in both eyes and interdigital eczema. As in the previous year, we started treatment with weekly BaPS allergy desensitisation followed by therapy with the RAH VET program 98.20 Allergy complete. This time, the treatment did not have the desired effect, as Dr Emil's condition improved only briefly after therapy. In the third week of treatment, we decided to perform another full scan. During the Check-up, the immune system was displayed at the top of the list. During the Detailed Scan, Dr Emil reacted to insect bites and was found to have a high level of exposure to environmental toxins and heavy metals, as well as a nutrient deficiency. During the allergy test, Dr Emil reacted strongly to the dust sample that his owner had taken from the balcony of their apartment. The dust mite allergy was no longer present.

Dr Emil then came to the BaPS for weekly allergy desensitisation (with an allergen sample on an adhesive stripe) and therapy, underwent detoxification and was given supplements. The itching was significantly reduced, and the conjunctiva of the eyes were no longer red. The dog is currently still being treated with Bioresonance according to Paul Schmidt every three to four weeks. He still does not require any medication and is visibly recovering.

Energetisches Analyseprotokoll		Datum: 14.08.2024
Rayoscan VET - RAH-Scan -		Detail-Test
Tierhalter		Klientenr.: 09-2023-0020
Name, Vorname:		
Tierpatient:	Emil	
Geburtsdatum:	12.04.18	♀ <input type="checkbox"/> ♂ <input checked="" type="checkbox"/>
Bemerkungen:		
RAH 90.10 Immunsystem, Phys. gesamt		
Nr.	Programmname und Beschreibung	
1	98.22 Insektenstich	100%
2	08.12 Silber	48%
3	08.51 Fungizide (Pilze)	100%
4	08.12 Silber	99%
5	08.16 Quecksilber	69%
6	08.13 Cadmium	56%
7	08.54 Molluskizide (Schnecken)	54%
8	20.72 Legionella pneumophila	51%
9	08.17 Blei	50%
10	07.24 Mangan	37%
11	10.39 L-Histidin (semi-essentiell)	25%
12	08.53 Insektizide (Insekten)	12%
13	10.38 L-Glycin	10%
14	08.11 Palladium	9%
15	10.18 L-Valin	9%
16	08.15 Gold	9%
17	08.52 Herbizide (Unkraut)	9%
18	10.17 L-Tryptophan	9%
19	10.16 L-Threonin	9%
20	10.14 L-Methionin	9%
21	10.35 L-Cystein	8%
22	07.47 Vitamin B7, Biotin	8%
23	07.44 Vitamin B3, Niacin	8%
24	07.50 Vitamin B17, Laetril	8%
25	07.66 Bacillus coagulans	8%
26	07.49 Vitamin B12, Cobalamin	8%
27	08.91 Pentachlorphenol (PCP)	8%
28	07.45 Vitamin B5, Pantothenensäure	8%
29	07.48 Vitamin B9, Folsäure	8%
30	07.62 Enterococcus faecium	7%
31	07.67 Lactobacillus casei	7%
32	07.68 Lactobacillus plantarum	7%
33	07.46 Vitamin B6, Pyridoxin	7%
34	04.25 Bluetooth	7%
35	07.65 Lactococcus lactis	7%
36	07.63 Bifidobacterium lactis	7%
37	07.81 Monocarbonsäuren	6%
38	08.14 Platin	6%
39	07.82 gesättigte Fettsäuren	6%
40	07.90 Rayobase	6%
Analysetag: 19.07.2024		Seite Nr: 1
Bitte beachten Sie, dass die energetische Testung und Harmonisierung mit der Bioresonanz nach Paul Schmidt nicht mit schulmedizinischer Diagnostik und Therapie gleichzusetzen sind.		

CONCLUSION

When the owner moved house in January 2024, Dr Emil's allergy status probably worsened due to the stress of the move, the new environment and the new environmental toxins. Another full scan revealed significant metabolic stress. A change in diet is currently being prepared with the owner. (Text: Heike Wieland)



The **RAH Global Test VET software module** can be used to test and harmonise energetic imbalances caused by incompatible or harmful substances without the need for ampoules. → **RAH Global Test VET** for the Rayocomp PS 10 (Art. no. 20097) | **RAH Global Test VET** for the Rayocomp PS 1000 polar 4.0 (Art. no. 46088)



The picture was
sent in by:
Elisabeth Hirning
Thank you
very much!

A WILD SUCCESS

Do you use Bioresonance according to Paul Schmidt on your pet?
If so, send us your best application photo!

Through many years of experience, we have observed that Bioresonance according to Paul Schmidt is not only highly effective for humans but is also widely and successfully used in the veterinary field. Veterinarians, animal naturopaths, and pet owners alike rely on this method to support the well-being of animals. If you also use Bioresonance according to Paul Schmidt with your pet, feel free to send your photos to **support@rayonex.de!** We always publish the best photos in the Rayonex feedback. We also welcome your testimoni-

als about Bioresonance according to Paul Schmidt. By submitting your material, you consent to the publication of the submitted material (photos, testimonials) and your name in Rayonex feedback, other media and Rayonex Biomedical publications. Please only use original photos and text and ensure that any individuals depicted have agreed to the publication. Please also note that any people depicted must agree to the publication.

POST-TRAUMATIC STRESS DISORDER (PTSD)

Energetic support with Bioresonance according to Paul Schmidt

At the request of our Canadian distributor, Armaan Singh, we have developed a specialised therapy program to support firefighters dealing with post-traumatic stress disorder (PTSD). Firefighters, paramedics, police officers and soldiers can develop various symptoms and behaviours associated with post-traumatic stress disorder (PTSD) as a result of traumatic experiences on the job. These professions frequently involve exposure to extreme and high-stress situations, such as serious accidents, fires, fatalities, and life-threatening scenarios, all of which can have a profound psychological impact. PTSD can manifest in the following ways:

- Re-experiencing the trauma: Intense, distressing memories, flashbacks or nightmares
- Avoidance: Avoiding situations, places or people that remind you of the trauma, which can lead to social withdrawal and isolation
- Negative changes in thinking and mood: Feelings of guilt, shame, anxiety, hopelessness or anger; along with a loss of interest in previously enjoyable activities
- Emotional numbness: Difficulty expressing or processing feelings

The effects of PTSD can have a significant impact on both professional and private life. It is important that those affected have access to psychological support and appropriate treatment options to help them manage their symptoms and improve their quality of life.

Bioresonance according to Paul Schmidt is ideal for offering energetic support to patients experiencing emotional stress. Specialists like Dr Elmar Ulrich have repeatedly demonstrated the system's effectiveness in providing emotional relief and have made their programs available for integration into the Rayonex Analysis and Harmonisation System (RAH).

We are delighted to offer this program to all users of Bioresonance according to Paul Schmidt. (Text: Gudrun Bunkenburg)

Post-traumatic stress disorder (PTSD)

RAH 00.00	Analysis preparation
RAH 01.00	Vitalisation complete
RAH 02.19	Liver meridian
RAH 34.00	Immune system, physiology complete
RAH 41.50	Psychogenic heart disorder
RAH 54.50	Autonomic nervous system
RAH 64.55	Adrenal cortex
RAH 72.05	Psyche strengthening
RAH 72.18	Panic attacks
RAH 75.10	Stress reduction
RAH 75.19	Learning program / increasing concentration
RAH 75.20	Mental stress
RAH 31.53	Detoxification acidosis
RAH 01.00	Vitalisation complete

THE MENOPAUSE

The influence of Bioresonance according to Paul Schmidt on hormonal changes in the organism

The menopause is a physiological process that signifies a natural transition in a woman's life. During this time, menstrual cycles come to an end permanently, marking the completion of the reproductive phase. This transition is characterised by a series of hormonal changes.

HORMONAL CHANGES

As a woman ages, her ovaries gradually become less functional, resulting in decreased production of the hormones oestrogen and progesterone. These hormonal changes ultimately lead to the cessation of menstruation, known as amenorrhea.

SYMPTOMS AND IMPLICATIONS

Common symptoms include hot flushes, night sweats, sleep disorders, mood swings and vaginal dryness. These symptoms can last for years and have an impact on a woman's quality of life.¹

In summary, the menopause is a normal physiological process that marks the end of fertility and is characterised by complex hormonal changes. It is a natural part of the ageing process for women.

BIORESONANCE ACCORDING TO PAUL SCHMIDT

Bioresonance according to Paul Schmidt begins with the energetic balance in the superordinate regulation of hormones within the organism. Paul Schmidt de-

veloped control plans as the basis for his therapy programs, which describe a clearly defined path through the organism.² He was able to characterise the epiphysis, the limbic system, the hypothalamus and the basal nuclei using fundamental frequency values.

These brain structures – the epiphysis (pineal gland), the limbic system, the hypothalamus and the basal ganglia – interact and work together to control various physiological and neurological functions. They form a complex network that integrates and regulates fundamental physiological processes, emotional states, behaviours and motor functions in the human body.³

All these influences are integrated into the therapy programs⁴, ensuring a superordinate regulation of specific hormones.

Here is an overview of the regulatory hormones of the hypothalamic-pituitary axis:⁵

Pituitary: ACTH (adrenocorticotrophic hormone), GH (growth hormone, somatotropin), TSH (thyroid-stimulating hormone), FSH (follicle-stimulating hormone), LH (luteinising hormone), prolactin

Hypothalamus: GnRH (gonadotrophin-releasing hormone), TRH (thyrotrophin-releasing hormone), GH-RH (growth-hormone-releasing hormone), CRH (corticotrophin-releasing hormone)

The hypothalamic-pituitary axis ensures that important physiological processes such as growth, repro-



duction, metabolism and stress responses are regulated by fine-tuning hormone production throughout the body.

In the case of physiological menopause, the regular energetic balancing of frequency spectra helps stabilise the age-adjusted hormonal regulatory system. This is achieved by including the RAH program 01.30 Pre-control as part of the 01.00 Vitalisation complete program for energetic harmonisation in the therapy program. If the physiology program 64.00 Hormonal system, physiology complete is also selected, the corresponding frequency pathway for the pre-control of the hormonal system will also be activated.

The energetic support makes it easier for the organism to cope with the hormonal changes and can reduce side effects. However, it is important to note that Bioresonance according to Paul Schmidt has no influence on the metabolism of oestrogen or progestogen preparations or the contraceptive pill.

When testing with Bioresonance according to Paul Schmidt, a deficit indicating a hormonal imbalance can be identified by assessing the corresponding RAH programs, such as 64.81 Oestrogens. While the energy of the frequency spectrum can be balanced, the production and optimal regulation of the physiologically required hormone levels can only be achieved through the superordinate regulatory circuit.

(Text: Gudrun Bunkenburg)

¹ The 4 phases of the menopause and their symptoms. <https://www.apothekerkammer.at/infothek/informationen-aus-meinem-bundesland/kaerntner/aktuelle-themen/gesundheitsstipps/wechseljahre-phasen-symptome> (as of: 25/06/2024). | ² Heimes, Dietmar: Bioresonance according to Paul Schmidt. Introduction – Devices – Application. 6th edition. Baunach: Spurbuchverlag 2017. Page 122 onwards | ³ Rudolf-Müller, Eva: Brain. <https://www.netdokter.de/anatomie/gehirn/> (as of: 25/06/2024). | ⁴ In Vitalisation as a pre-control and in all Physiology programs to individually control the organ system according to the control plan. | ⁵ Fink, Bijan, Gerdes, Richard and others: Hypothalamic-pituitary axis. <https://flexikon.doccheck.com/de/Hypothalamus-Hypophysen-Achse> (as of: 25/06/2024).



BIORESONANCE ACCORDING TO PAUL SCHMIDT FOR IRRITABLE BOWEL SYNDROME

A new study

A new study to prove the effectiveness of Bioresonance according to Paul Schmidt was successfully conducted at a university hospital in Italy and published on PubMed. PubMed is a renowned medical database with over 24 million biomedical articles, operated by the National Institutes of Health (NIH) in the United States.

The study focussed on irritable bowel syndrome (IBS) and examined whether bioresonance therapy (BT) can reduce inflammatory processes in the patient's

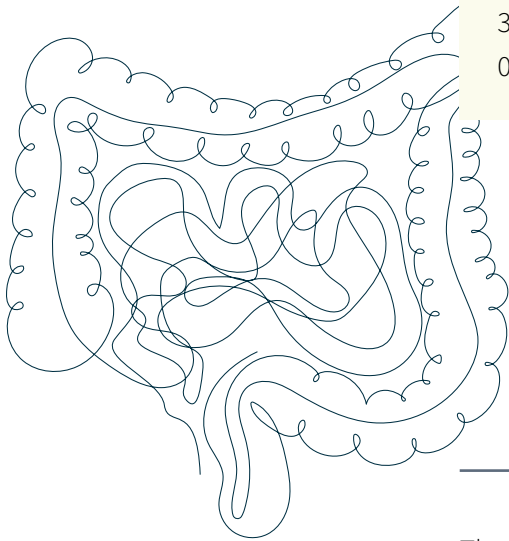
body. Calprotectin levels were used as an indicator. Calprotectin is a protein found in the cytoplasm of white blood cells, particularly in neutrophils. Elevated levels of calprotectin in faeces are indicative of inflammatory processes in the gut, making this marker particularly important in laboratory diagnostics.

In the study, 20 patients (12 women and 8 men, average age 51 years) with IBS and chronic low back pain (CLBP) were treated over a period of about one month.

The treatment consisted of eight sessions of bioresonance therapy. Patients were examined before and after the treatment cycle using the Bristol Stool Form Scale (BSFS), faecal calprotectin test and the SF-36 Health Survey (SF-36).

The RAH Compact Program 47.70 was used in the study:

47.70 Irritable bowel syndrome (IBS)	Time
00.00 Analysis preparation	5 min.
01.00 Vitalisation complete	5 min.
02.00 Acupuncture meridians complete	5 min.
31.12 ATP production colon	5 min.
31.16 ATP production small intestines	5 min.
35.10 Increase in defence capacity, basic program.....	5 Min.
70.19 Digestive organs.....	10 Min.
46.00 Digestive system, physiology complete.....	5 Min.
47.70 Irritable bowel syndrome (IBS)	5 Min.
75.10 Stress reduction.....	5 Min.
31.50 Detoxification, basic program.....	5 min.
01.00 Vitalisation complete	5 min.



CONCLUSION

The results showed a general and significant improvement in all observed parameters. Of particular note was the close, inversely proportional relationship between reduced calprotectin levels and improved quality of life for patients with IBS symptoms.

The conclusions of the study suggest that bioresonance therapy can have potentially positive effects in modulating organic and musculoskeletal symptoms associated with IBS. (Text: Gudrun Bunkenburg)

Link to the study:

<https://pubmed.ncbi.nlm.nih.gov/39064528/>

OVERVIEW OF INDIVIDUALISED MINI-RAYONEX VARIANTS



Mini-Rayonex Cellwell (Maroc)



Mini-Rayonex Asili Joy (Taiwan)



Mini-Rayonex Deep Sleep (Mexico)



Mini-Rayonex Equalizer Pro (Taiwan)



Mini-Rayonex E+ (France)



Mini-Rayonex Ho-water (Taiwan)



Mini-Rayonex Keep well (Japan)



Mini-Rayonex 5** (Hong Kong)



Mini-Rayonex 5G Complete (Taiwan)

If you are interested in one of these variants, please contact us on support@rayonex.de to receive more information. Also, if you would like to develop your own variant, please do not hesitate to let us know.



LOOK FORWARD TO
THE NEXT ISSUE OF

RAYONEX *feedback*



Feature Story

Effectiveness of BaPS in female androgenetic alopecia

Rayonex internal

Impressions of the Roadshow

Rayonex innovative

News about Fabric Detectors

Rayonex international

International Certification Course in Lennestadt

Veterinary Medicine

Another case study

(subject to change)

IMPRINT

Editor and publisher:

Rayonex® Foundation
Sauerland-Pyramiden 1
57368 Lennestadt
Telephone: +49 2721 6006-70
info@rayonex-foundation.de
www.rayonex-foundation.de

Address of editorial team:

redaktion@rayonex-foundation.de
Telephone: +49 2721 6006-70

Responsible for content:

Dietmar Heimes (CEO)

Editorial team:

Gudrun Bunkenburg (International Medical Support), Jana Düperthal (Graphics), Leonie Richard (Content Management)

Picture credits:

stockphoto.com (p. 1 yodiyim | p. 11 spline_x | p. 23 Apilart | p. 27 Goodboy Picture Company | p. 28 bymuratdeniz | p. 29 Marharyta Dmytriieva) | More images + vectors: Freepik, Envato, iStock



RAYONEX[®] FOUNDATION
Sauerland-Pyramiden 1
57368 Lennestadt

Telefon +49 2721 6006-70
info@rayonex-foundation.de
www.rayonex-foundation.de

SCIENCES OF HEALTH